















Art. n°		Dimension	Stk/Pce/Pz
	T-Stück, reduziert Té, réduit Ti, ridotto		
90012.21	213.132	1/2 x 3/8 x 1/2	
90012.25	–	3/4 x 1/2 x 1/2	
90012.24	213.133	3/4 x 1/2 x 3/4	
90012.26	–	3/4 x 3/4 x 1/2	
90012.28	–	1 x 1/2 x 1	
90012.27	213.134	1 x 3/4 x 1	
90012.29	–	1 x 1 x 1/2	
90012.30	213.135	1 1/4 x 1/2 x 3/4	
90012.34	–	1 1/4 x 1/2 x 1 1/4	
90012.35	–	1 1/4 x 3/4 x 1 1/4	
90012.38	–	1 1/2 x 1/2 x 1 1/2	
90012.39	–	1 1/2 x 3/4 x 1 1/2	



Art. n°		Dimension	Stk/Pce/Pz
	Kreuz Croix Croce		
90015.04	213.812	1/2	
90015.05	213.813	3/4	
90015.06	213.814	1	



Art. n°		Dimension	Stk/Pce/Pz
	Winkel, mit Wandflansch Equerre, avec patte de fixation Gomito, con flangia murale		
90019.04	212.572	1/2	



Art. n°		Dimension	Stk/Pce/Pz
	Muffe Manchon Manicotto		
90021.02	–	1/4	
90021.03	214.111	3/8	
90021.04	214.112	1/2	
90021.05	214.113	3/4	
90021.06	214.114	1	
90021.07	214.115	1 1/4	
90021.08	214.116	1 1/2	
90021.09	214.117	2	
90021.10	214.118	2 1/2	



Art. n°		Dimension	Stk/Pce/Pz
	Muffe, reduziert Manchon, réduit Manicotto, ridotto		
90022.21	214.511	3/8 x 1/4	
90022.20	–	1/2 x 1/4	
90022.22	214.512	1/2 x 3/8	
90022.23	–	3/4 x 3/8	
90022.24	214.513	3/4 x 1/2	
90022.25	–	1 x 1/2	
90022.26	214.514	1 x 3/4	
90022.27	–	1 1/4 x 3/4	
90022.28	214.515	1 1/4 x 1	
90022.29	–	1 1/2 x 3/4	
90022.30	–	1 1/2 x 1	
90022.31	214.516	1 1/2 x 1 1/4	
90022.32	–	2 x 1 1/4	
90022.33	214.517	2 x 1 1/2	
90022.34	214.518	2 1/2 x 2	


Art. n°		Dimension	Stk/Pce/Pz
	Reduktion Réduction Riduzione		
90023.21	–	3/8 x 1/4	
90023.23	–	1/2 x 3/8	
90023.25	–	3/4 x 3/8	
90023.26	–	3/4 x 1/2	
90023.28	–	1 x 1/2	
90023.29	–	1 x 3/4	
90023.32	–	1 1/4 x 1	


Art. n°		Dimension	Stk/Pce/Pz
	Reduktion Réduction Riduzione		
90024.21	214.531	3/8 x 1/4	
90024.22	–	1/2 x 1/4	
90024.23	214.532	1/2 x 3/8	
90024.25	–	3/4 x 3/8	
90024.26	214.533	3/4 x 1/2	
90024.27	–	1 x 3/8	
90024.28	–	1 x 1/2	
90024.29	214.534	1 x 3/4	
90024.30	–	1 1/4 x 1/2	
90024.31	–	1 1/4 x 3/4	
90024.32	214.535	1 1/4 x 1	
90024.33	–	1 1/2 x 1/2	
90024.34	–	1 1/2 x 3/4	
90024.35	–	1 1/2 x 1	
90024.36	214.536	1 1/2 x 1 1/4	
90024.37	–	2 x 1/2	
90024.38	–	2 x 3/4	
90024.39	–	2 x 1	
90024.40	–	2 x 1 1/4	
90024.41	214.537	2 x 1 1/2	
90024.47	–	2 1/2 x 1/2	
90024.42	–	2 1/2 x 1	
90024.43	–	2 1/2 x 1 1/4	
90024.44	–	2 1/2 x 1 1/2	
90024.45	214.538	2 1/2 x 2	


Art. n°		Dimension	Stk/Pce/Pz
	Doppelnippel Mamelon double Nipplo doppio		
90025.02	–	1/4	
90025.03	214.311	3/8	
90025.04	214.312	1/2	
90025.05	214.313	3/4	
90025.06	214.314	1	
90025.07	214.315	1 1/4	
90025.08	214.316	1 1/2	
90025.09	214.317	2	
90025.10	214.318	2 1/2	


Art. n°		Dimension	Stk/Pce/Pz
	Doppelnippel, reduziert Mamelon double, réduit Nipplo doppio, ridotto		
90026.21	214.551	3/8 x 1/4	
90026.27	–	1/2 x 1/4	
90026.22	214.552	1/2 x 3/8	
90026.28	–	3/4 x 3/8	
90026.23	214.553	3/4 x 1/2	
90026.29	–	1 x 1/2	
90026.24	214.554	1 x 3/4	
90026.30	–	1 1/4 x 3/4	
90026.25	214.555	1 1/4 x 1	
90026.31	–	1 1/2 x 1	
90026.26	214.556	1 1/2 x 1 1/4	
90026.32	–	2 x 1 1/4	
90026.33	214.557	2 x 1 1/2	



Art. n°		Dimension	Stk/Pce/Pz
	Nippel Mamelon fileté Nipplo		
90030.02	–	1/4	
90030.03	–	3/8	
90030.04	–	1/2	
90030.05	–	3/4	
90030.06	–	1	
90030.07	–	1 1/4	
90030.08	–	1 1/2	
90030.09	–	2	



	Langnippel Mamelon fileté prolongé Nipplo prolungato		
90031.21	–	3/8 x 40	
90031.23	–	3/8 x 60	
90031.25	–	3/8 x 80	
90031.27	–	3/8 x 100	
90031.29	–	3/8 x 120	
90031.31	–	1/2 x 40	
90031.33	–	1/2 x 60	
90031.35	–	1/2 x 80	
90031.37	–	1/2 x 100	
90031.39	–	1/2 x 120	
90031.41	–	3/4 x 40	
90031.43	–	3/4 x 60	
90031.45	–	3/4 x 80	
90031.47	–	3/4 x 100	
90031.49	–	3/4 x 120	
90031.51	–	1 x 40	
90031.53	–	1 x 60	
90031.55	–	1 x 80	
90031.57	–	1 x 100	
90031.59	–	1 x 120	



	Rohrnippel Mamelon Nipplo doppio		
90032.22	–	3/8 x 40	
90032.24	–	3/8 x 60	
90032.26	–	3/8 x 80	
90032.28	214.231	3/8 x 100	
90032.30	–	3/8 x 120	
90032.32	–	3/8 x 150	
90032.34	–	3/8 x 200	
90032.36	–	1/2 x 40	
90032.37	–	1/2 x 50	
90032.38	–	1/2 x 60	
90032.39	–	1/2 x 70	
90032.40	–	1/2 x 80	
90032.41	–	1/2 x 90	
90032.42	214.232	1/2 x 100	
90032.44	–	1/2 x 120	
90032.45	–	1/2 x 140	
90032.46	–	1/2 x 150	
90032.47	–	1/2 x 160	
90032.49	–	1/2 x 180	
90032.48	–	1/2 x 200	
90032.50	–	3/4 x 40	
90032.51	–	3/4 x 50	
90032.52	–	3/4 x 60	
90032.53	–	3/4 x 70	
90032.54	–	3/4 x 80	
90032.55	–	3/4 x 90	
90032.56	214.233	3/4 x 100	
90032.58	–	3/4 x 120	
90032.59	–	3/4 x 140	



Art. n°		Dimension	Stk/Pce/Pz
90032.60	–	3/4 x 150	
90032.61	–	3/4 x 160	
90032.63	–	3/4 x 180	
90032.62	–	3/4 x 200	
90032.64	–	1 x 40	
90032.65	–	1 x 50	
90032.66	–	1 x 60	
90032.67	–	1 x 70	
90032.68	–	1 x 80	
90032.69	–	1 x 90	
90032.70	214.234	1 x 100	
90032.72	–	1 x 120	
90032.74	–	1 x 150	
90032.75	–	1 x 200	
90032.78	–	1 1/4 x 60	
90032.79	–	1 1/4 x 80	
90032.80	214.235	1 1/4 x 100	
90032.81	214.235	1 1/4 x 120	
90032.82	–	1 1/4 x 150	
90032.83	–	1 1/4 x 200	
90032.86	–	1 1/2 x 60	
90032.87	–	1 1/2 x 80	
90032.88	214.236	1 1/2 x 100	
90032.89	–	1 1/2 x 120	
90032.90	–	1 1/2 x 150	
90032.91	–	1 1/2 x 200	
90032.94	–	2 x 60	
90032.95	–	2 x 80	
90032.96	214.237	2 x 100	
90032.97	–	2 x 120	
90032.98	–	2 x 150	
90032.99	–	2 x 200	
90032.93	214.238	2 1/2 x 100	



	Verlängerung Prolonge Prolunga		
90033.14	–	3/8 x 15	
90033.15	–	3/8 x 20	
90033.16	–	3/8 x 25	
90033.17	–	3/8 x 30	
90033.18	214.411	3/8 x 40	
90033.19	–	3/8 x 50	
90033.24	–	1/2 x 17.5	
90033.26	–	1/2 x 20	
90033.27	–	1/2 x 25	
90033.28	–	1/2 x 30	
90033.29	214.412	1/2 x 40	
90033.30	–	1/2 x 50	
90033.40	–	1/2 x 65	
90033.41	–	1/2 x 80	
90033.42	–	1/2 x 100	
90033.34	–	3/4 x 20	
90033.45	–	3/4 x 25	
90033.35	–	3/4 x 30	
90033.36	214.413	3/4 x 40	
90033.37	–	3/4 x 50	
90033.46	–	3/4 x 65	
90033.47	–	3/4 x 80	
90033.48	–	3/4 x 100	
90033.50	–	1 x 25	
90033.51	–	1 x 30	
90033.52	214.414	1 x 40	
90033.53	–	1 x 50	



Art. n°		Dimension	Stk/Pce/Pz
		Verschlussstopfen Bouchon de fermeture Tappo di chiusura	
90037.02	–	1/4	
90037.03	216.111	3/8	
90037.04	216.112	1/2	
90037.05	216.113	3/4	
90037.06	216.114	1	
90037.07	216.115	1 1/4	
90037.08	216.116	1 1/2	
90037.09	216.117	2	
90037.10	216.118	2 1/2	



Art. n°		Dimension	Stk/Pce/Pz
		Verschlusskappe Cape de fermeture Cappa di chiusura	
90038.02	–	1/4	
90038.03	216.131	3/8	
90038.04	216.132	1/2	
90038.05	216.133	3/4	
90038.06	216.134	1	
90038.07	216.135	1 1/4	
90038.08	216.136	1 1/2	
90038.09	216.137	2	



Art. n°		Dimension	Stk/Pce/Pz
		Übergangsstück, für flachdichtende Verschraubungen Pièce intermédiaire, pour raccords à joint plat Collegamento, per raccordi a sede piana	
90045.22	–	1/2 x 3/4	
90045.23	–	3/4 x 1	
90045.24	–	1 x 1 1/4	
90045.25	–	1 1/4 x 1 1/2	
90045.26	–	1 1/2 x 2	



Art. n°		Dimension	Stk/Pce/Pz
		Doppelnippel, für flachdichtende Verschraubungen Mamelon double, pour raccords à joint plat Nipplo doppio, per raccordi a sede piana	
90046.21	–	3/8 x 3/4	
90046.22	–	1/2 x 3/4	
90046.26	–	3/4 x 3/4	
90046.23	–	3/4 x 1	
90046.27	–	1 x 1	
90046.24	–	1 x 1 1/4	
90046.25	–	1 1/4 x 1 1/2	



Art. n°		Dimension	Stk/Pce/Pz
		Winkel, für flachdichtende Verschraubungen Equerre d'adaptation, pour raccords à joint plat Gomito, per raccordi a sede piana	
90047.22	–	1/2 x 3/4	
90047.23	–	3/4 x 1	
90047.24	–	1 x 1 1/4	
90047.25	–	1 1/4 x 1 1/2	



Art. n°		Dimension	Stk/Pce/Pz
		Gewindeflansch PN 16 Bride filetée PN 16 Flangia filettata PN 16	
90050.21	216.632	15	
90050.22	216.633	20	
90050.23	216.634	25	
90050.24	216.635	32	
90050.25	216.636	40	
90050.26	216.637	50	
90050.27	216.638	65	
90050.28	216.641	80	
90050.29	216.642	100	



Art. n°		Dimension	Stk/Pce/Pz
		Sechskantschraube, mit Mutter und U-Scheiben, zu ... Boulon, avec écrou et rondelles, pour brides Vite, con dado e ranelli, per flangie	
90058.24	–	M12 x 45	
90058.25	–	M12 x 50	
90058.32	–	M12 x 55	
90058.33	–	M12 x 60	
90058.26	–	M16 x 50	
90058.27	–	M16 x 55	
90058.30	–	M16 x 60	
90058.28	–	M16 x 65	
90058.29	–	M16 x 70	
90058.31	–	M16 x 80	
90058.34	–	M16 x 100	
90058.35	–	M16 x 120	
90058.36	–	M16 x 140	



Art. n°		Dimension	Stk/Pce/Pz
		Flanschdichtung PN 10/16, zu Flanschen 55049/80049/... Joint de bride PN 10/16, pour brides 55049/80049/... Guarnizione flangia PN 10/16, per flangie 55049/...	
90057.17	–	15	
90057.18	–	20	
90057.19	–	25	
90057.20	–	32	
90057.21	–	40	
90057.22	–	50	
90057.23	–	60 / 65	
90057.24	–	80	
90057.25	–	100	
90057.26	–	125	


Art. n°		Dimension	Stk/Pce/Pz
		Flanschdichtung für Druckluft, zu Flanschen 55049/... Joint de bride pour air comprimé, pour brides 55049/... Guarnizione flangia per aria compressa, per flangie ...	
90059.19	–	25	
90059.20	–	32	
90059.21	–	40	
90059.22	–	50	
90059.23	–	60 / 65	
90059.24	–	80	
90059.25	–	100	


Art. n°		Dimension	Stk/Pce/Pz
		Wassermesser-Bogen PN 16 Coude pour compteur d'eau PN 16 Curva per contatore d'acqua PN 16	
90060.05	216.513	3/4	
90060.06	216.514	1	
90060.07	216.515	1 1/4	
90060.08	216.516	1 1/2	


Art. n°		Dimension	Stk/Pce/Pz
		Wassermesser-Bogen PN 16 Coude pour compteur d'eau PN 16 Curva per contatore d'acqua PN 16	
90061.09	–	2 x DN 50	


Art. n°		Dimension	Stk/Pce/Pz
		Wassermesser-Flansch PN 16 Bride pour compteur d'eau PN 16 Flangia per contatore d'acqua PN 16	
90065.05	216.533	3/4	
90065.06	216.534	1	
90065.07	216.535	1 1/4	
90065.08	216.536	1 1/2	
90065.09	–	2	


Art. n°		Dimension	Stk/Pce/Pz
		Flanschdichtung, für 90060 / 90061 / 90065 Joint de bride, pour 90060 / 90061 / 90065 Guarnizione flangia, per 90060 / 90061 / 90065	
90067.26	–	3/4 – 1 1/2	
90067.27	–	2	

Art. n°		Dimension	Stk/Pce/Pz
		Rotgussverschraubung, mit Innengewinde Raccord à visser en bronze, avec filetage femelle Raccordo in bronzo, con filetto femmina	
92005.21	671.133	1/2 x 1	
92005.22	–	1/2 x 1 1/2	
92005.23	671.134	3/4 x 1 1/4	
92005.24	–	3/4 x 1 1/2	
92005.31	–	1 x 1 1/4	
92005.25	671.135	1 x 1 1/2	
92005.26	–	1 x 2	
92005.32	–	1 1/4 x 1 1/2	
92005.27	671.136	1 1/4 x 2	
92005.33	–	1 1/2 x 1 3/4	
92005.28	671.137	1 1/2 x 2 1/4	
92005.34	–	1 1/2 x 2 3/8	
92005.35	–	2 x 2 3/8	
92005.29	671.138	2 x 2 3/4	
92005.36	–	2 1/2 x 3	
92005.30	671.141	2 1/2 x 3 1/2	


Art. n°		Dimension	Stk/Pce/Pz
		Verschraubung absperbar PN 10, zu Heizungsfüll-... Raccord à visser PN 10, pour garniture de remplissage ... Raccordo a chiusura PN 10, per gruppo per ...	
92017.04	671.713	15 (1/2)	
92017.05	671.714	20 (3/4)	


Art. n°		Dimension	Stk/Pce/Pz
		Optipress-Verschraubung, mit Pressmuffe Optipress-Raccord, à sertir Optipress-Raccordo, con manicotto da pressare	
92020.21	671.412	15 x 1 1/8	
92020.23	671.413	18 x 1 1/4	
92020.24	–	18 x 1 1/2	
92020.25	671.414	22 x 1 1/4	
92020.26	–	22 x 1 1/2	
92020.29	671.415	28 x 1 1/2	
92020.30	–	28 x 2	
92020.33	671.416	35 x 2	
92020.36	671.417	42 x 2 1/4	
92020.37	–	42 x 2 3/8	
92020.38	671.418	54 x 2 3/4	


Art. n°		Dimension	Stk/Pce/Pz
		Optipress-Verschraubung, mit Pressmuffe Optipress-Raccord, à sertir Optipress-Raccordo, con manicotto da pressare	
92021.21	671.411	12 x 3/4	
92021.20	–	15 x 1/2	
92021.22	671.412	15 x 3/4	
92021.33	–	15 x 1	
92021.23	671.413	18 x 3/4	
92021.34	–	18 x 1	
92021.35	–	22 x 3/4	
92021.24	671.414	22 x 1	
92021.25	671.415	28 x 1 1/4	
92021.26	671.416	35 x 1 1/2	
92021.27	671.417	42 x 1 3/4	
92021.30	–	42 x 2	
92021.28	671.418	54 x 2 3/8	
92021.29	–	54 x 2 1/2	



Art. n°		Dimension	Stk/Pce/Pz
		Optipress-Verschraubung, mit Einsteckende Optipress-Raccord, à sertir mâle Optipress-Raccordo, ad innesto	
92023.22	671.412	15 x 3/4	
92023.23	671.413	18 x 3/4	
92023.24	671.414	22 x 1	
92023.25	671.415	28 x 1 1/4	
92023.26	671.416	35 x 1 1/2	
92023.27	671.417	42 x 1 3/4	
92023.28	671.418	54 x 2 3/8	


Art. n°		Dimension	Stk/Pce/Pz
		Flachdichtung Reinz, zu Verschraubungen 92001-92023 Joint plat Reinz, pour raccords 92001-92023 Guarnizione Reinz, per raccordi 92001-92023	
92025.21	–	3/8	
92025.22	–	1/2	
92025.23	–	3/4	
92025.24	–	1	
92025.25	–	1 1/8	
92025.26	–	1 1/4	
92025.27	–	1 1/2	
92025.28	–	1 3/4	
92025.29	–	2	
92025.30	–	2 1/4	
92025.35	–	2 3/8	
92025.31	–	2 1/2	
92025.32	–	2 3/4	
92025.33	–	3	
92025.34	–	3 1/2	



Art. n°		Dimension	Stk/Pce/Pz
		Flachdichtung für Druckluft, zu Verschraubungen ... Joint plat pour air comprimé, pour raccords 92001-92023 Guarnizione per aria compressa, per raccordi ...	
92026.26	–	1 1/4	
92026.27	–	1 1/2	
92026.28	–	1 3/4	
92026.29	–	2	
92026.30	–	2 1/4	
92026.31	–	2 3/8	
92026.32	–	2 1/2	
92026.33	–	2 3/4	


Art. n°		Dimension	Stk/Pce/Pz
		Flachdichtung EPDM, zu Verschraubungen ... Joint plat EPDM, pour raccords 80041-80048 / ... Guarnizione EPDM, per raccordi 80041-80048 / ...	
92027.22	–	1/2	
92027.23	–	3/4	
92027.24	–	1	
92027.25	–	1 1/4	
92027.26	–	1 1/2	
92027.27	–	1 3/4	
92027.28	–	2	
92027.29	–	2 1/4	
92027.30	–	2 3/8	
92027.31	–	2 1/2	
92027.32	–	2 3/4	

Art. n°		Dimension	Stk/Pce/Pz
		Klemm-Quetschverschraubung Raccord de serrage Raccordo a serraggio	
92030.21	–	3/8 x 10	
92030.22	–	3/8 x 12	
92030.23	–	1/2 x 10	
92030.71	–	3/8 x 10 C	
92030.73	–	1/2 x 10 C	

Art. n°		Dimension	Stk/Pce/Pz
		Doppel-Klemm-Quetschverschraubung Raccord de serrage double Raccordo doppio a serraggio	
<b>92035.21</b>	–	10 x 10	
<b>92035.22</b>	–	10 x 12	
<b>92035.24</b>	–	12 x 12	
<b>92035.71</b>	–	10 x 10 C	
<b>92035.74</b>	–	12 x 12 C	

		Rohrverschraubung Vis de rappel Raccordo maschio	
<b>92040.03</b>	215.111	$\frac{3}{8}$	
<b>92040.04</b>	215.112	$\frac{1}{2}$	
<b>92040.05</b>	215.113	$\frac{3}{4}$	
<b>92040.06</b>	215.114	1	
<b>92040.07</b>	215.115	$1\frac{1}{4}$	
<b>92040.08</b>	215.116	$1\frac{1}{2}$	
<b>92040.09</b>	215.117	2	

Art. n°		Dimension	Stk/Pce/Pz
		Rohrverschraubung Vis de rappel Raccordo maschio	
<b>92042.03</b>	215.211	$\frac{3}{8}$	
<b>92042.04</b>	215.212	$\frac{1}{2}$	
<b>92042.05</b>	215.213	$\frac{3}{4}$	
<b>92042.06</b>	215.214	1	
<b>92042.07</b>	215.215	$1\frac{1}{4}$	
<b>92042.08</b>	215.216	$1\frac{1}{2}$	
<b>92042.09</b>	215.217	2	

		Winkelverschraubung Equerre à raccord Gomito a raccordo	
<b>92044.04</b>	215.452	$\frac{1}{2}$	
<b>92044.05</b>	215.453	$\frac{3}{4}$	
<b>92044.06</b>	215.454	1	
<b>92044.07</b>	215.455	$1\frac{1}{4}$	
<b>92044.08</b>	215.456	$1\frac{1}{2}$	
<b>92044.09</b>	215.457	2	